

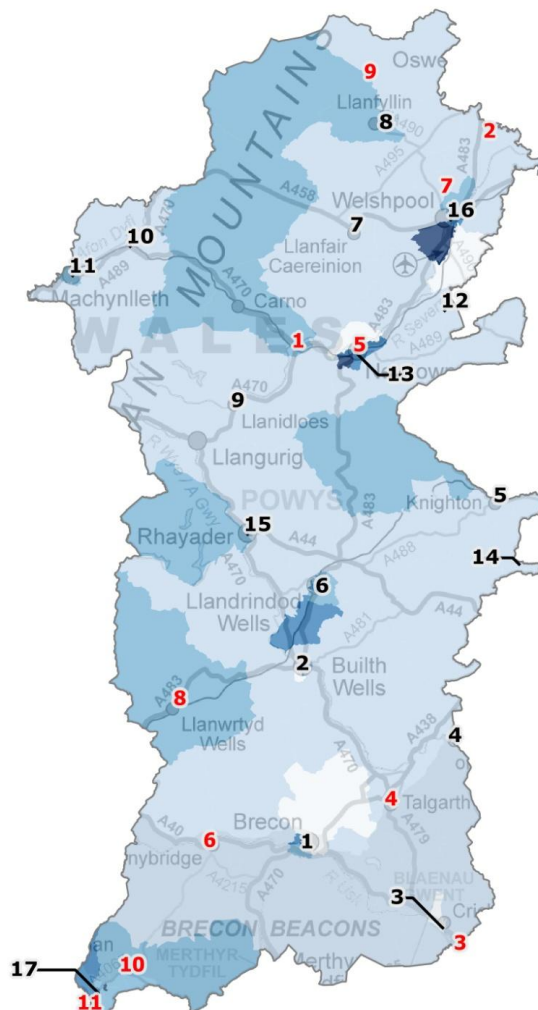
Powys Teaching Health Board Primary Care Location Maps

- GP Surgeries
- Dental Surgeries
- Pharmacies
- Opticians

Locations of GP surgeries and branch surgeries, Welsh Index of Multiple Deprivation 2014, Powys tHB

LSOA, national fifths of deprivation

- Most deprived (3)
- Next most deprived (8)
- Middle (17)
- Next least deprived (43)
- Least deprived (8)



GP Surgeries

- 1 Ty Henry Vaughan, Brecon, LD3 8AH
- 2 Builth Wells Medical Practice, LD2 3DZ
- 3 War Memorial Health Centre, Crickhowell, NP8 1AG
- 4 Hay on Wye Health Centre, HR3 5DS
- 5 Wylcwm Street Surgery, Knighton LD7 1AD
- 6 Llandrindod Wells Medical Centre, LD1 5ES
- 7 Health Centre, Llanfair Caereinion, SY21 0RT
- 8 Llanfyllin Medical Centre, SY22 5DG
- 9 Arwystli Medical Practice, Llanidloes, SY18 6EZ
- 10 Glantwymyn Health Centre, Cemmaes Road, SY20 8LB
- 11 Machynlleth Health Centre, SY20 8EQ
- 12 Montgomery Health Centre, SY15 6PF
- 13 Newtown Medical Centre, SY16 1EF
- 14 Presteigne Health Centre, LD8 2RJ
- 15 Rhayader Medical Centre, LD6 5ED
- 16 Welshpool Health Centre, SY21 7ER
- 17 Meddygfa Pengorof, Ystradgynlais, SA9 1DS

Branch Surgeries

- 1 Caersws Health Centre, SY17 5EX
- 2 Four Crosses Branch Surgery, SY22 6ST
- 3 Gilwern Surgery, NP7 0AS
- 4 Talgarth Medical Centre, LD3 0AW
- 5 Ladywell Surgery, Newtown, SY16 1AF
- 6 Sennybridge Health Centre, LD3 8RU
- 7 The Surgery, Guilsfield, SY21 9NJ
- 8 The Health Centre, Caersws, LD5 4RG
- 9 Llanrhaedr Branch Surgery, SY10 0LJ
- 10 Abercave Surgery, SA9 1XP
- 11 Ystalyfere Surgery, SA9 2LX

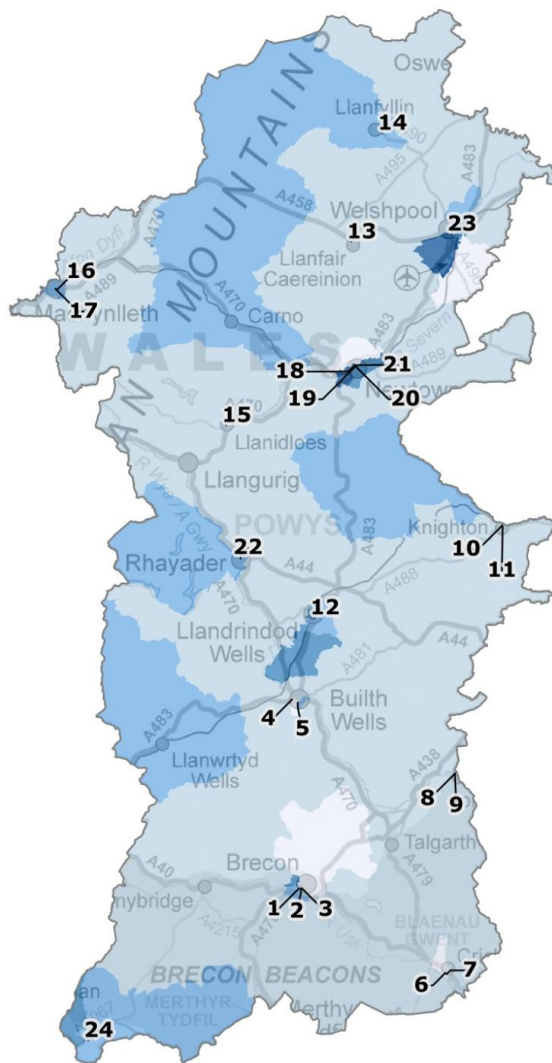
Produced by Public Health Wales Observatory, using revised WIMD August 2015 (WG)
© Crown Copyright and database right 2015, Ordnance Survey 100044810

List of GP surgeries and branch surgeries extracted from Health in Wales website on 22/12/2014 and updated on 23/11/2015 using information supplied by Powys LPHT

Locations of dental surgeries, Welsh Index of Multiple Deprivation 2014, Powys tHB

LSOA, national fifths of deprivation

- Most deprived [3]
- Next most deprived [8]
- Middle [17]
- Next least deprived [43]
- Least deprived [8]



Dental Surgeries

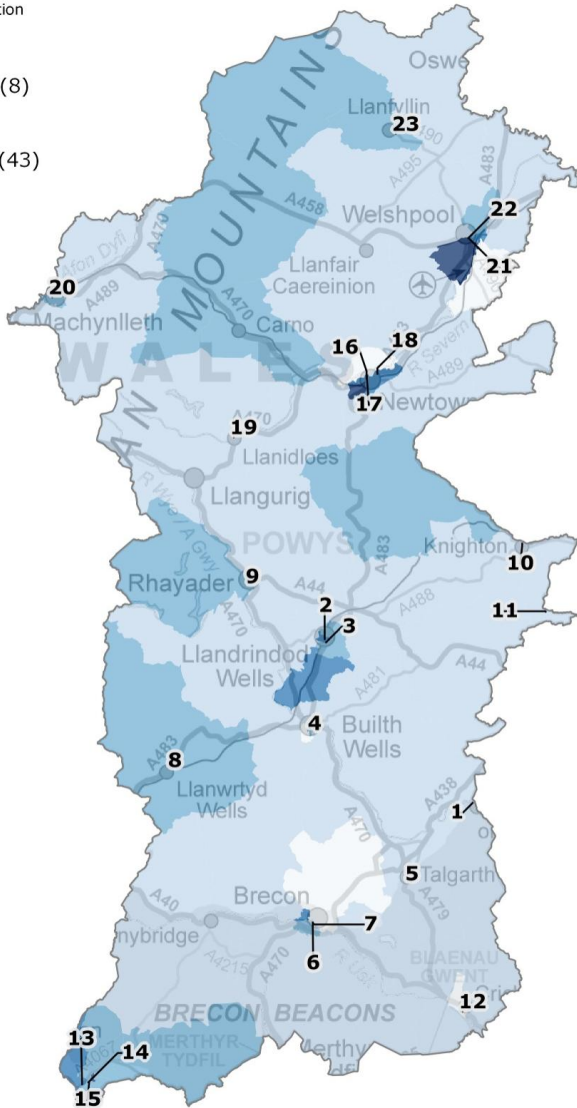
1. Brecon Dental surgery, Brecon, LD3 8AH
2. My Dentist, Brecon, LD3 7DG
3. Powell's Dental Surgery, Brecon, LD3 7AU
4. My Dentist, Builth Wells, LD2 3DG
5. S Griffiths, Builth Wells, LD2 3AH
6. My Dentist, Crickhowell, NP8 1AD
7. W J Jenkins, Crickhowell, NP8 1AD
8. Hay-on-Wye Dental Surgery, HR3 5AL
9. My Dentist, Hay-on-Wye, HR3 5AL
10. My Dentist, Knighton, LD7 1AE
11. M Quayle, Knighton, LD7 1DB
12. My Dentist, Llandrindod Wells, LD1 5DL
13. Deri Dental Practice, Llanfair Caereinion, SY21 0RZ
14. Llanfyllin Dental Practice, Llanfyllin, SY22 5DG
15. The Dental Centre, Llanidloes, SY18 6EZ
16. My Dentist, Machynlleth, SY20 8EQ
17. E G Davies, Machynlleth, SY20 8DY
18. Powell-Main, Newtown, SY16 2LT
19. C Himsworth, Newtown, SY16 1BG
20. My Dentist, Newtown, SY16 1BG
21. Severnside, Newtown, SY16 1BD
22. J Charro, Rhayader, LD6 5DG
23. My Dentist, Welshpool, SY21 7AD
24. M Taylor, Ystradgynlais, SA9 1HD

List of dental surgeries extracted from Powys tHB website on 04/12/2015

Locations of pharmacies, Welsh Index of Multiple Deprivation 2014, Powys tHB

LSOA, national fifths of deprivation

- Most deprived (3)
- Next most deprived (8)
- Middle (17)
- Next least deprived (43)
- Least deprived (8)



Pharmacies

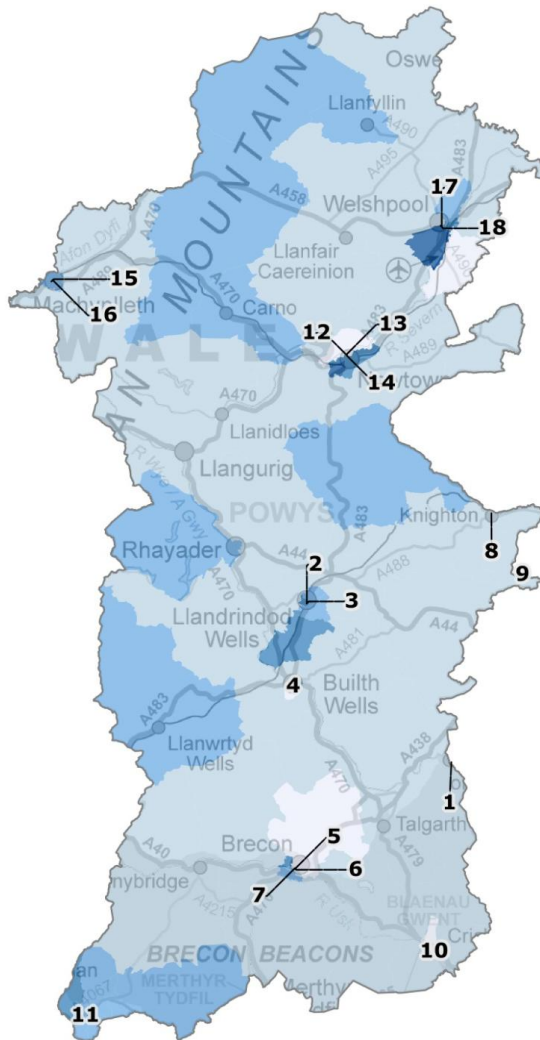
- 1 RM Jones (Chemist) Ltd, Hay On Wye, HR3 5AE
- 2 Boots UK Limited, Station Crescent, LD1 5BB
- 3 Lakeside Pharmacy, Llandrindod Wells, LD1 5HU
- 4 Boots UK Limited, Builth Wells, LD2 3DN
- 5 Primrose Pharmacy, High Street, LD3 0PF
- 6 Boots UK Limited, Bethel Square, LD3 7JP
- 7 Well Pharmacy, Brecon, LD3 7LB
- 8 P G J Davies, Ffos Road, LD5 4RG
- 9 Rowlands Pharmacy, West Street, LD6 5AA
- 10 Boots Pharmacy, Knighton, LD7 1AE
- 11 Presteigne Ltd, Presteigne, LD8 2BA
- 12 Boots Pharmacy, Crickhowell, NP8 1AD
- 13 Davies Chemists Limited, Gurnos, SA9 1DR
- 14 E W Richards Ltd, Ystradgynlais, SA9 1EY
- 15 JG & RJ Davies Chemists, 8 Commercial Street, SA9 1HD
- 16 Lloyds Pharmacy, Newtown, SY16 1EF
- 17 Boots UK Limited, Newtown, SY16 2NU
- 18 Morrisons Pharmacy, Newtown, SY16 3AH
- 19 Llanidloes Pharmacy, Llanidloes, SY18 6EF
- 20 Rowlands Pharmacy, Machynlleth, SY20 8DN
- 21 Rowlands Pharmacy, Welshpool, SY21 7DL
- 22 Boots UK Limited, Welshpool, SY21 7SD
- 23 Danby`s Pharmacy, High Street, SY22 5AA

List of pharmacies was extracted from the All Wales Pharmacy Database (AWPD), NHS Wales Shared Services Partnership (NWSSP) on 28/10/2014 and updated on 07/12/2015 using information supplied by Powys LPHT

Locations of opticians, Welsh Index of Multiple Deprivation 2014, Powys tHB

LSOA, national fifths of deprivation

- Most deprived (3)
- Next most deprived (8)
- Middle (17)
- Next least deprived (43)
- Least deprived (8)



Opticians

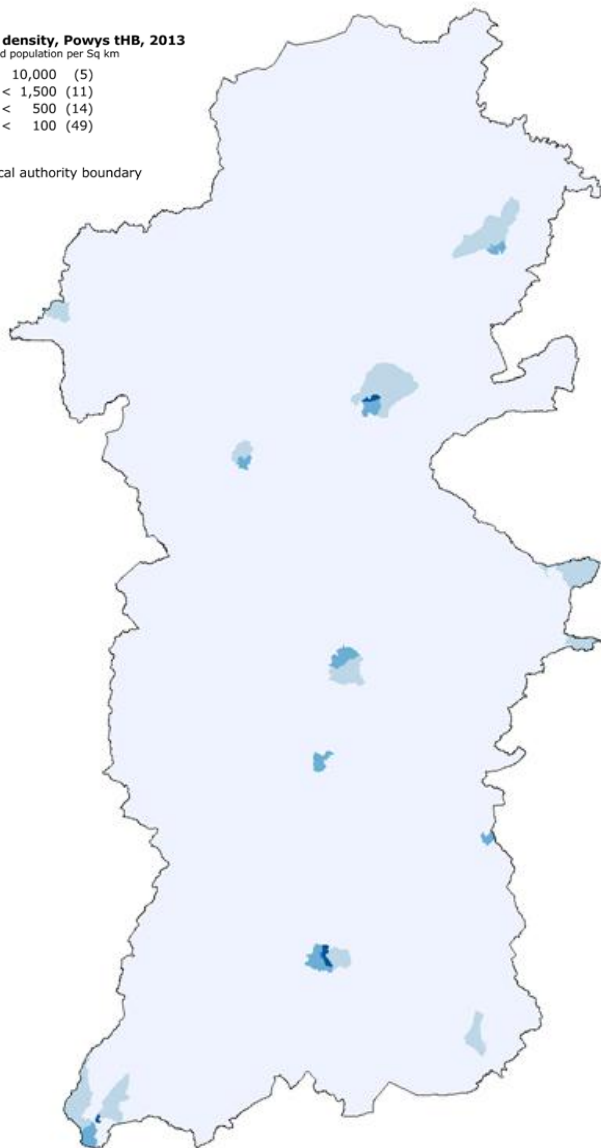
1. Jackson and Gill Opticians Limited, Hay-on-Wye, HR3 5RF
2. Metropia Optics Ltd, Llandrindod Wells, LD1 5DG
3. Evans & Jones Opticians, Llandrindod Wells, LD1 5ET
4. Metropia Optics Ltd, Builth Wells, LD2 3DL
5. Vision Express (UK) Ltd, Brecon, LD3 7AP
6. First Optic Ltd, Brecon, LD3 7JP
7. Brecon Specsavers, LD3 7LA
8. Evans & Jones Opticians, Knighton, LD7 1BL
9. Mehta Opticians, Presteigne, LD8 2DG
10. Crickhowell Optometrists, NP8 1BD
11. David R Jenkins Optometrists, Ystradgynlais, SA9 1NT
12. Newtown Vision Plus, SY16 2AU
13. Evans & Jones Opticians, Newtown, SY16 2BQ
14. Mehta Opticians, Newtown, SY16 2LW
15. Clive Williams Optometrists, Machynlleth, SY20 8DG
16. Machynlleth Eyecare, SY20 8DY
17. Jonathan Partridge Optometrists Ltd, Welshpool, SY21 7DP
18. Mehta Opticians, Welshpool, SY21 7JF

Optician data supplied by Powys LPHT on 28/11/2015

Population density, Powys tHB, 2013
LSOA, estimated population per Sq km

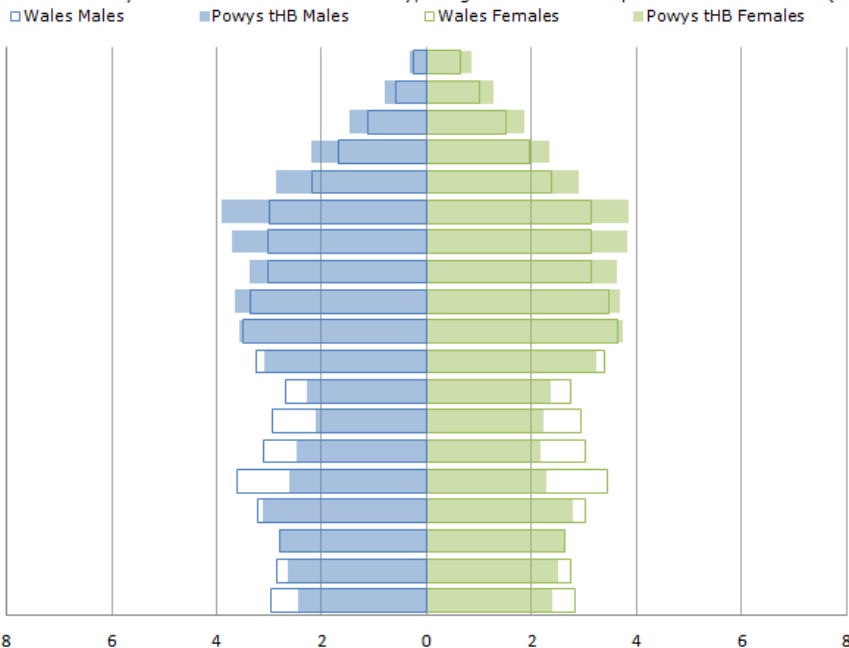
- 1,500 to 10,000 (5)
- 500 to < 1,500 (11)
- 100 to < 500 (14)
- 0 to < 100 (49)

□ Local authority boundary



Proportion of population by age and sex, Powys tHB and Wales, 2013

Produced by Public Health Wales Observatory, using 2013 Mid Year Population Estimates 2013 (ONS)



Proportion of population by age and sex, Powys tHB and Wales, 2013

Age group	Powys tHB		Wales	
	% Males	% Females	% Males	% Females
0-4	2.4	2.4	3.0	2.8
5-9	2.6	2.5	2.9	2.7
10-14	2.8	2.6	2.8	2.6
15-19	3.1	2.8	3.2	3.0
20-24	2.6	2.3	3.6	3.5
25-29	2.5	2.2	3.1	3.0
30-34	2.1	2.2	2.9	3.0
35-39	2.3	2.4	2.7	2.7
40-44	3.1	3.2	3.2	3.4
45-49	3.6	3.7	3.5	3.6
50-54	3.7	3.7	3.4	3.5
55-59	3.4	3.6	3.0	3.1
60-64	3.7	3.8	3.0	3.1
65-69	3.9	3.8	3.0	3.1
70-74	2.9	2.9	2.2	2.4
75-79	2.2	2.3	1.7	2.0
80-84	1.5	1.9	1.1	1.5
85-89	0.8	1.3	0.6	1.0
90+	0.3	0.9	0.2	0.7

Count of population by age and sex, Powys tHB and Wales, 2013

Age group	Powys tHB		Wales	
	Males	Females	Males	Females
0-4	3,249	3,172	91,691	87,086
5-9	3,504	3,310	88,261	84,327
10-14	3,742	3,495	86,156	81,224
15-19	4,128	3,684	98,816	93,125
20-24	3,463	3,031	111,622	106,358
25-29	3,295	2,889	95,719	93,100
30-34	2,806	2,943	90,583	90,934
35-39	3,016	3,154	83,028	84,741
40-44	4,108	4,306	100,017	104,243
45-49	4,740	4,941	107,466	112,174
50-54	4,847	4,874	103,667	107,226
55-59	4,479	4,821	93,138	97,009
60-64	4,930	5,060	93,226	96,845
65-69	5,192	5,108	92,505	96,492
70-74	3,806	3,851	67,468	73,028
75-79	2,916	3,097	51,734	60,668
80-84	1,943	2,485	34,422	47,015
85-89	1,059	1,684	18,227	31,267
90+	431	1,146	7,481	20,323